

Market Trends

Property Type: Condo/Townhouse/Apt.

May 2025

Market Type

Seller's Market

Balanced Market

Buyer's Market

Key Details

Months of Inventory

2.63

0.75% MoM

Sold to List Price %

101.6%

1.17% MoM

Median Days in RPR

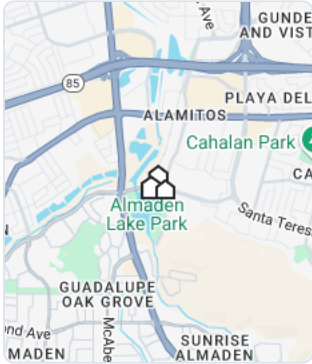
16

77.78% MoM

Median Sold Price

\$978,000

4.96% MoM



Realtors Property Resource®, LLC

Source: Listings

Median Estimated Property Value

May 2025

Property Type: Condo/Townhouse/Apt.

Median Estimated Value

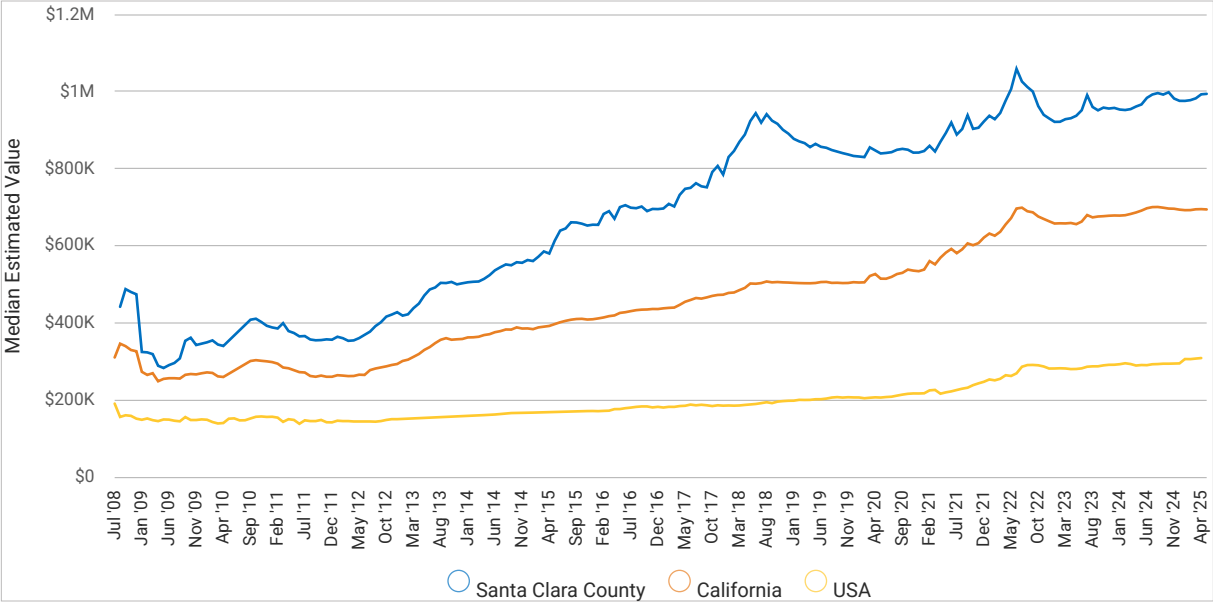
\$993,730

Last Month Change

+0.1%

12 Month Change

+2.8%



Month	Santa Clara County	California	USA
Jul '08	\$480K	\$350K	\$180K
Jan '09	\$300K	\$250K	\$150K
Jul '09	\$320K	\$260K	\$160K
Jan '10	\$350K	\$270K	\$170K
Jul '10	\$380K	\$280K	\$180K
Jan '11	\$350K	\$270K	\$170K
Jul '11	\$380K	\$280K	\$180K
Jan '12	\$350K	\$270K	\$170K
Jul '12	\$380K	\$280K	\$180K
Jan '13	\$450K	\$320K	\$190K
Jul '13	\$500K	\$350K	\$200K
Jan '14	\$550K	\$380K	\$210K
Jul '14	\$600K	\$400K	\$220K
Jan '15	\$650K	\$420K	\$230K
Jul '15	\$700K	\$450K	\$240K
Jan '16	\$750K	\$480K	\$250K
Jul '16	\$800K	\$500K	\$260K
Jan '17	\$850K	\$520K	\$270K
Jul '17	\$900K	\$550K	\$280K
Jan '18	\$950K	\$580K	\$290K
Jul '18	\$900K	\$550K	\$280K
Jan '19	\$850K	\$520K	\$270K
Jul '19	\$820K	\$500K	\$260K
Jan '20	\$850K	\$520K	\$270K
Jul '20	\$880K	\$550K	\$280K
Jan '21	\$920K	\$580K	\$290K
Jul '21	\$950K	\$600K	\$300K
Jan '22	\$1,050K	\$680K	\$320K
Jul '22	\$950K	\$650K	\$300K
Jan '23	\$980K	\$680K	\$310K
Jul '23	\$1,000K	\$700K	\$320K
Jan '24	\$1,020K	\$720K	\$330K
Jul '24	\$1,000K	\$700K	\$320K
Jan '25	\$1,000K	\$700K	\$320K
Apr '25	\$993,730	\$700K	\$320K

Realtors Property Resource®, LLC

Source: Public Records and Listings

New Listings

May 2025

Property Type: Condo/Townhouse/Apt.

<div>Median List Price</div> <div>\$963,500</div> <div>↓ 3.5% MoM</div>	<div># of Properties</div> <div>530</div> <div>↓ 17.6% MoM</div>	<div>Median \$/Sqft</div> <div>\$758</div> <div>↑ 3.1% MoM</div>	<div>Total \$ Volume</div> <div>\$551,133,381</div> <div>↓ 20.3% MoM</div>	<div>Median Living Area Sqft</div> <div>1,264</div> <div>↓ 5.5% MoM</div>
-------------------------------------------------------------------------	------------------------------------------------------------------	------------------------------------------------------------------	----------------------------------------------------------------------------	---------------------------------------------------------------------------



Realtors Property Resource®, LLC

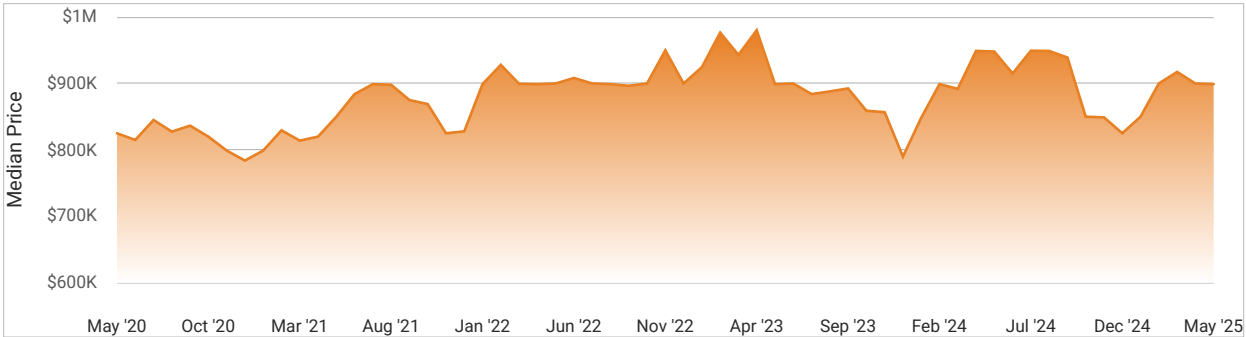
Source: Listings

Active Listings

May 2025

Property Type: Condo/Townhouse/Apt.

<div>Median List Price</div> <div>\$899,000</div> <div>↓ 0.1% MoM</div>	<div># of Properties</div> <div>799</div> <div>↓ 1.8% MoM</div>	<div>Median Days in RPR</div> <div>33</div> <div>↑ 22.2% MoM</div>	<div>Median \$/Sqft</div> <div>\$741</div> <div>↑ 0.1% MoM</div>	<div>Total \$ Volume</div> <div>\$809,279,553</div> <div>↓ 3.3% MoM</div>	<div>Median Living Area Sqft</div> <div>1,240</div> <div>↓ 1.9% MoM</div>
-------------------------------------------------------------------------	-----------------------------------------------------------------	--------------------------------------------------------------------	------------------------------------------------------------------	---------------------------------------------------------------------------	---------------------------------------------------------------------------



Realtors Property Resource®, LLC

Source: Listings

New Pending Listings

May 2025

Property Type: Condo/Townhouse/Apt.

Median List Price \$982,000 ↓ 1.3% MoM	# of Properties 342 ↑ 7.2% MoM	Median Days in RPR 19 ↑ 35.7% MoM	Median \$/Sqft \$739 ↑ 1.5% MoM	Total \$ Volume \$363,253,831 ↑ 6.3% MoM	Median Living Area Sqft 1,350 ↓ 0.2% MoM
----------------------------------------------	--------------------------------------	-----------------------------------------	---------------------------------------	------------------------------------------------	------------------------------------------------



Realtors Property Resource®, LLC

Source: Listings

Pending Listings

May 2025

Property Type: Condo/Townhouse/Apt.

Median List Price \$978,500 ↓ 1.1% MoM	# of Properties 328 ↑ 6.5% MoM	Median Days in RPR 15 ↓ 6.3% MoM	Median \$/Sqft \$746 ↑ 2.8% MoM	Total \$ Volume \$357,614,114 ↑ 7.5% MoM	Median Living Area Sqft 1,351 ↑ 2.4% MoM
----------------------------------------------	--------------------------------------	----------------------------------------	---------------------------------------	------------------------------------------------	------------------------------------------------



Realtors Property Resource®, LLC

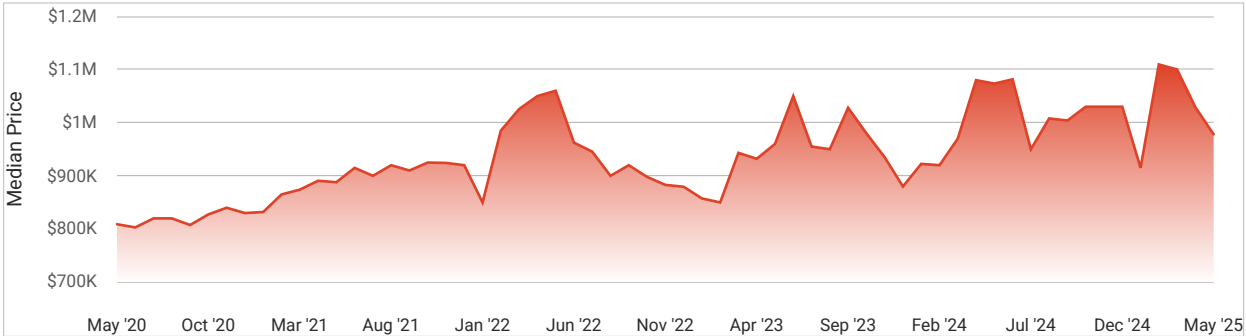
Source: Listings

Sold Listings

May 2025

Property Type: Condo/Townhouse/Apt.

Median Sold Price \$978,000 ↓ 5% MoM	# of Properties 291 ↓ 12.3% MoM	Sold to List Price % 101.57% ↓ 1.2% MoM	Median Days in RPR 16 ↑ 77.8% MoM	Median \$/Sqft \$741 ↓ 4.5% MoM	Total \$ Volume \$313,929,118 ↓ 15.5% MoM
--------------------------------------------	---------------------------------------	-----------------------------------------------	-----------------------------------------	---------------------------------------	-------------------------------------------------



Realtors Property Resource®, LLC

Source: Listings

Months Supply of Inventory

May 2025

Property Type: Condo/Townhouse/Apt.

Months Supply of Inventory 2.63	Last Month Change -0.8%	12 Month Change +33.5%
------------------------------------	----------------------------	---------------------------



Realtors Property Resource®, LLC

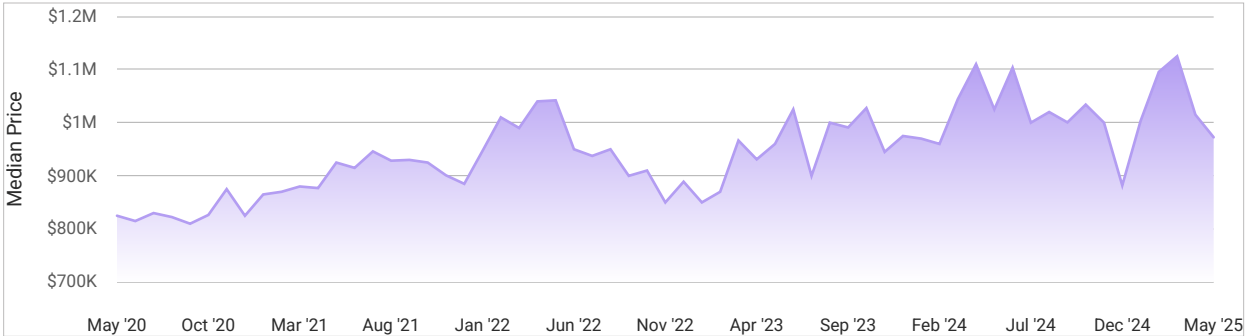
Source: Listings

Sold Public Records

May 2025

Property Type: Condo/Townhouse/Apt.

<div>Median Sold Price</div> <div>\$972,500</div> <div>↓ 4.2% MoM</div>	<div># of Properties</div> <div>160</div> <div>↓ 49% MoM</div>	<div>Median \$/Sqft</div> <div>\$723</div> <div>↓ 5% MoM</div>	<div>Median Living Area Sqft</div> <div>1,363</div> <div>↑ 0.7% MoM</div>	<div>Total \$ Volume</div> <div>\$172,116,318</div> <div>↓ 51.1% MoM</div>
-------------------------------------------------------------------------	----------------------------------------------------------------	----------------------------------------------------------------	---------------------------------------------------------------------------	----------------------------------------------------------------------------



Realtors Property Resource®, LLC

Source: Public Records



Copyright 2025 Realtors Property Resource® LLC. All Rights Reserved.
Information is not guaranteed. Equal Housing Opportunity.



6/17/2025