

Market Trends

Property Type: Single Family

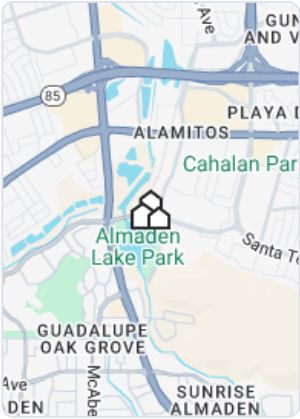
May 2025

Market Type



Key Details

Months of Inventory	Sold to List Price %	Median Days in RPR	Median Sold Price
1.69	104.5%	10	\$2,150,000
↑ 2.42% MoM	↓ 2.38% MoM	↑ 25% MoM	↑ 2.38% MoM



# Median Estimated Property Value

May 2025

Property Type: Single Family

Median Estimated Value

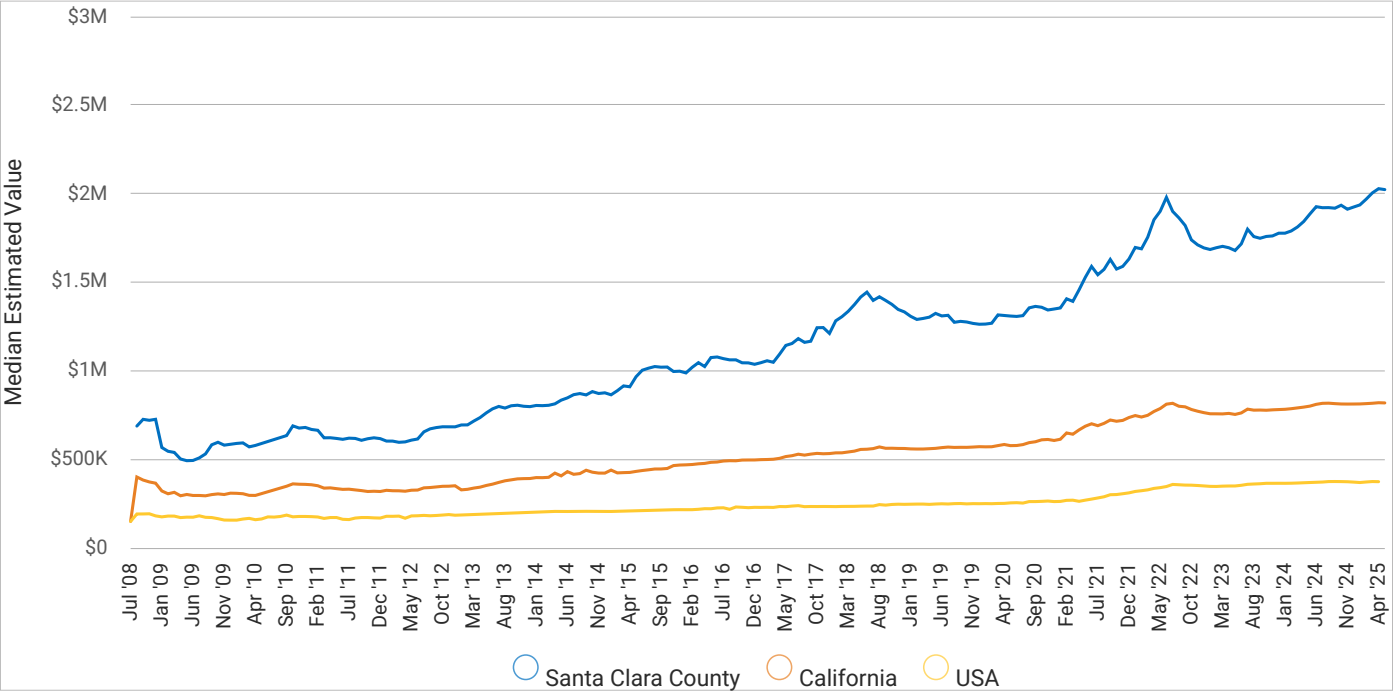
\$2,022,310

Last Month Change

-0.3%

12 Month Change

+7.3%

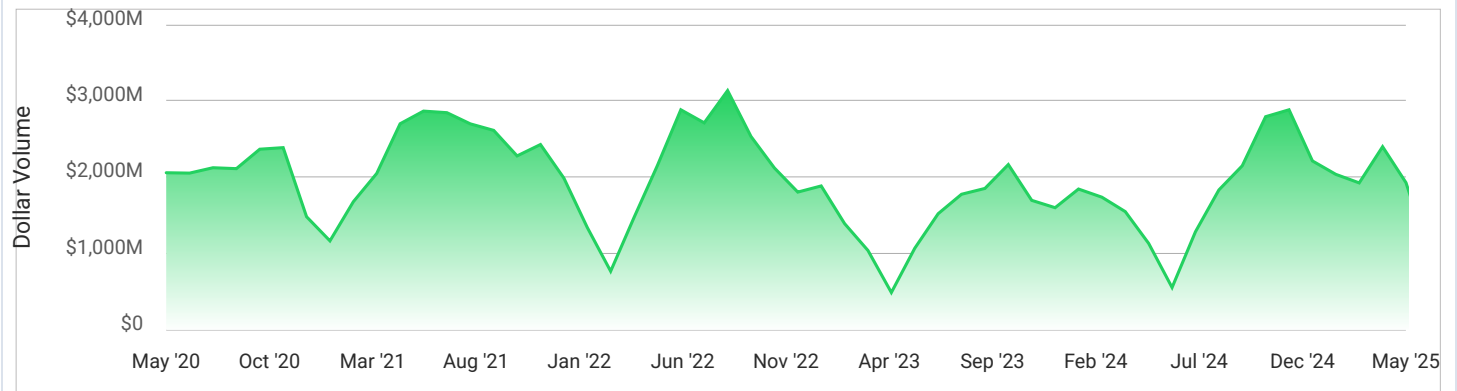


# New Listings

May 2025

Property Type: Single Family

<div>Median List Price</div> <div>\$1,899,000</div> <div>↓ 0% MoM</div>	<div># of Properties</div> <div>1,166</div> <div>↓ 10% MoM</div>	<div>Median \$/Sqft</div> <div>\$1,086</div> <div>↑ 2% MoM</div>	<div>Total \$ Volume</div> <div>\$2,828,446,068</div> <div>↓ 9.6% MoM</div>	<div>Median Living Area Sqft</div> <div>1,840</div> <div>↓ 1.9% MoM</div>
---	--	--	---	---



# Active Listings

May 2025

Property Type: Single Family

Median List Price	# of Properties	Median Days in RPR	Median \$/Sqft	Total \$ Volume	Median Living Area Sqft
\$1,898,888	1,163	24	\$1,042	\$3,283,299,101	2,014
↓ 1.6% MoM	↑ 1.3% MoM	↑ 20% MoM	↑ 1.7% MoM	↑ 3% MoM	↓ 1.3% MoM



# New Pending Listings

May 2025

Property Type: Single Family

Median List Price	# of Properties	Median Days in RPR	Median \$/Sqft	Total \$ Volume	Median Living Area Sqft
\$1,980,000	848	12	\$1,072	\$1,982,999,155	1,834
↓ 0.9% MoM	↑ 6% MoM	↑ 33.3% MoM	↓ 5.3% MoM	↑ 4.2% MoM	↑ 4.4% MoM



# Pending Listings

May 2025

Property Type: Single Family

Median List Price	# of Properties	Median Days in RPR	Median \$/Sqft	Total \$ Volume	Median Living Area Sqft
\$1,950,000	704	9	\$1,057	\$1,701,325,451	1,882
↓ 2.5% MoM	↑ 1% MoM	↓ 10% MoM	↓ 4.7% MoM	↓ 1.4% MoM	↑ 2.2% MoM



# Sold Listings

May 2025

Property Type: Single Family

Median Sold Price	# of Properties	Sold to List Price %	Median Days in RPR	Median \$/Sqft	Total \$ Volume
\$2,150,000	766	104.47%	10	\$1,173	\$1,930,371,467
↑ 2.4% MoM	↓ 8.7% MoM	↓ 2.4% MoM	↑ 25% MoM	↑ 0.8% MoM	↓ 6.3% MoM



Realtors Property Resource®, LLC

Source: Listings

# Months Supply of Inventory

May 2025

Property Type: Single Family

Months Supply of Inventory	Last Month Change	12 Month Change
1.69	+2.4%	+13.4%



Realtors Property Resource®, LLC

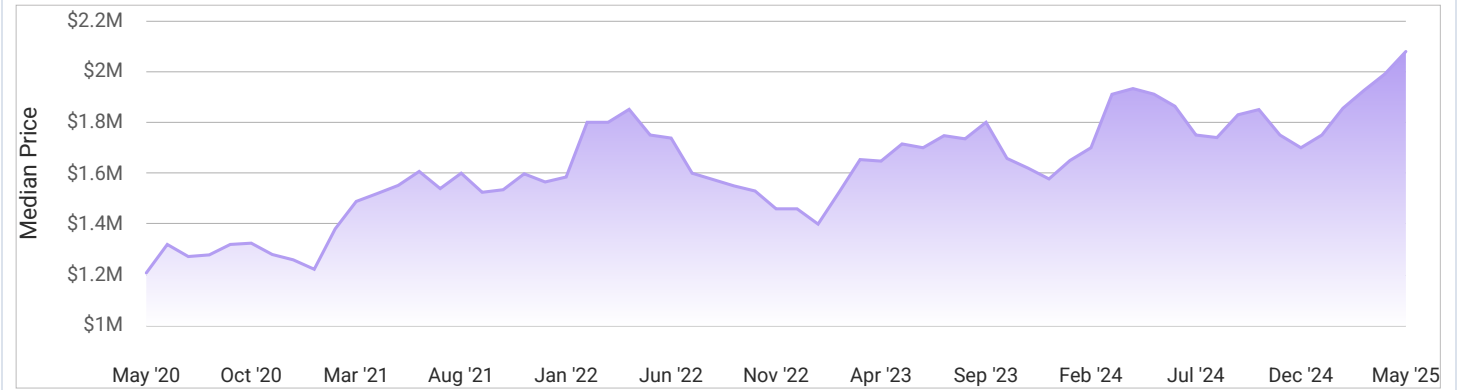
Source: Listings

# Sold Public Records

May 2025

Property Type: Single Family

<div>Median Sold Price</div> <div>\$2,078,250</div> <div>↑ 4.4% MoM</div>	<div># of Properties</div> <div>396</div> <div>↓ 52.2% MoM</div>	<div>Median \$/Sqft</div> <div>\$1,169</div> <div>↑ 2.2% MoM</div>	<div>Median Living Area Sqft</div> <div>1,773</div> <div>↑ 4.8% MoM</div>	<div>Total \$ Volume</div> <div>\$952,247,497</div> <div>↓ 51.6% MoM</div>
---	--	--	---	--



Realtors Property Resource®, LLC

Source: Public Records

